

# Western International

## Graduating International Students – What you need to know

Presented by:  
Heidi Liu, RCIC  
International Student Advisor  
April 22, 2025



# AGENDA

---

- Post-Graduation Work Permit (PGWP)
- Work authorization during this time
- Travel during this time
- Career Services at Western
- Q & A

**Note:** This presentation contains accurate information as of the date indicated. For the most up-to-date information on visas and permits, visit [Immigration, Refugees and Citizenship Canada \(IRCC\)](#).

# PGWP: GENERAL ELIGIBILITY

## Completed a program at a DLI

- Search your institution in the [DLI list](#) to see if they offer PGWP-eligible programs

## Maintained full-time status throughout your program, except

- Part-time during final academic session
- Taking approved leave of absence
- Having to stop studying or change to part-time between March 2020 and Fall 2020 due to COVID-19

## Apply within 180 days after your official completion date

- Study permit must be valid at some point during the 180 days

## None of the exceptions apply to you:

- Received a PGWP\*
- Received funding from GAC that requires you to return to your home country
- Completed over 50% of your program through distance learning\*
- Completed a program at a non-Canadian institution
- Completed a program that is not PGWP-eligible
  - Studied ESL or FSL
  - Took general interest or self-improvement courses
  - Programs delivered by a private career college on behalf of a public PGWP-eligible institution\*

Filter items  Showing 1 to 1 of 1 entries (filtered from 528 total entries) | Show

Name of institution <input type="text"/>	Designated learning institution number (DLI #) <input type="text"/>	City <input type="text"/>	Campuses <input type="text"/>	Offers PGWP-eligible programs <input type="text"/>
Western University	O19375892122	London	The University of Western Ontario	Yes

# PGWP: ELIGIBILITY REQUIREMENTS

## BASED ON STUDY PROGRAM

### Bachelor's, master's or doctoral degree

CLB 7 or NCLC 7

8 months or longer

Field of study:  
N/A

### Any other university program

CLB 7 or NCLC 7

8 months or longer

If SP application submitted on or after November 1, 2024, you must have graduated in an [eligible field of study](#).

### Any other college, polytechnic or non-university program

CLB 5 or NCLC 5

8 months or longer

If SP application submitted on or after November 1, 2024, you must have graduated in an [eligible field of study](#).

# PGWP: ELIGIBILITY REQUIREMENTS

## BASED ON YOUR PHYSICAL LOCATION

---

### Applying from inside Canada

- Don't let your status expire
  - Your study permit expires as of the expiry date on the permit **or** 90 days after the day you complete your studies, **whichever comes first.**

### Applying from outside Canada

- **If your study permit has expired, you must submit your PGWP application from outside Canada.**
  - You may be able to apply for restoration and PGWP from inside Canada.
- You may also leave and apply for your PGWP from outside Canada, if preferred.

### Special measures due to Covid-19 when graduating and applying for a PGWP from outside Canada:

You don't have to hold a valid study permit if you

- were enrolled in a program that was **in progress in March 2020** or
- started a program between **March 2020 and August 31, 2022** and
  - you have a study permit or
  - you've been approved for a study permit or
  - you applied for a study permit before starting your study program
    - **Your study permit must eventually be approved.**

Only the time you spent studying outside Canada after IRCC received your study permit application counts towards the length of your PGWP.

# LENGTH OF PGWP

Official length of program	PGWP validity
< 8 months	NOT ELIGIBLE
> 8 months & < 2 years	<ul style="list-style-type: none"><li>• Up to the same length as your program</li><li>• 3 years for <b>Master's degree programs</b> (applications received on or after <b>February 15, 2024</b>)</li></ul>
2 years or more	3 years
Two PGWP-eligible programs completed within 2 years	PGWP may combine the length of each program

You **may** be eligible for a Work Permit that is valid for **up to 3 years** *depending on the length of your program of study*.

**NOTE:**

- You can't get a PGWP if you already had one after completing an earlier program of study.

# BEFORE YOU APPLY FOR A PGWP

---

- Check if your passport or biometrics are valid for the full length of PGWP you are eligible for. Your PGWP can't be issued beyond the expiry date of your passport or your biometrics.
  - If your passport expires before the full length of PGWP and you can't renew your passport before you apply for a PGWP,
    - you can apply to extend your PGWP on paper after you get a new passport.
  - If your biometrics you've given before are still valid but expire before the full length of PGWP,
    - You can choose to give them again when you apply for your PGWP so your PGWP is valid for a longer period of time.

# IMMIGRATION MEDICAL EXAM (IME)

---

- You need a medical exam if you plan to work in certain jobs in which public health must be protected. Examples of such jobs are:
  - workers in health care settings
  - clinical laboratory workers
  - patient attendants in nursing and geriatric homes
  - medical students admitted to Canada to attend university
  - medical electives and physicians on short-term locums
  - workers in primary or secondary school settings, or workers in child-care settings
  - domestics
  - workers who give in-home care to children, the elderly and the disabled
  - day nursery employees
  - other similar jobs
- You can do an **upfront medical exam** before you submit your application if applicable.
- **Temporary policy until October 5, 2029 for in-Canada applicants:**
  - If you completed an IME within 5 years of submitting your new application, you may include the IME number (or the unique medical identifier number) from your previous IME in your current application and **be exempt** from submitting a new IME.



# HOW TO APPLY FOR A PGWP

Step 1:  
Sign in to your  
IRCC secure account at  
[ircc.canada.ca](https://ircc.canada.ca)

The screenshot shows the top of the IRCC website. At the top left is the Canadian flag and the text "Government of Canada" and "Gouvernement du Canada". To the right is a search bar labeled "Search IRCC" with a magnifying glass icon. Below the header is a dark blue navigation bar with "MENU" and a dropdown arrow on the left, and "IRCC sign in" on the right. The main content area has a "Canada.ca" link and a heading "Immigration and citizenship". Below the heading is a paragraph: "Apply to travel, study, work or immigrate to Canada. Apply for citizenship, a permanent resident card or refugee protection. Check the status of your application or find a form." To the right of this text is a photograph of a diverse family (a man, a woman, and a child). Below the photo is a dark blue box with white text: "See our plan for the number of temporary and permanent immigrants we'll admit to Canada in the coming years." Below this is a light blue section titled "Information on" with a large exclamation mark icon. It contains two columns of links: Afghanistan, Haiti, Iran, Israel, the West Bank and the Gaza Strip, Lebanon, Sudan, Ukraine, and Wildfires in Canada. Below that is a "Most requested" section with two columns of links: Sign in to your IRCC account (circled in red), How to check your application status, Check application processing times, Find an application form, Pay your fees, Find out if you need an eTA or a visa to visit Canada, and Have questions? Find answers in the Help Centre.

Government of Canada / Gouvernement du Canada

Search IRCC

MENU

IRCC sign in

Canada.ca

## Immigration and citizenship

Apply to travel, study, work or immigrate to Canada. Apply for citizenship, a permanent resident card or refugee protection. Check the status of your application or find a form.

See our plan for the number of temporary and permanent immigrants we'll admit to Canada in the coming years.

Information on

- [Afghanistan](#)
- [Haiti](#)
- [Iran](#)
- [Israel, the West Bank and the Gaza Strip](#)
- [Lebanon](#)
- [Sudan](#)
- [Ukraine](#)
- [Wildfires in Canada](#)

Most requested

- [Sign in to your IRCC account](#)
- [How to check your application status](#)
- [Check application processing times](#)
- [Find an application form](#)
- [Pay your fees](#)
- [Find out if you need an eTA or a visa to visit Canada](#)
- [Have questions? Find answers in the Help Centre](#)

# HOW TO APPLY FOR A PGWP

## Step 2: Start an application

### Start an application

#### Apply to come to Canada

Includes applications for visitor visas, work and study permits, Express Entry and International Experience Canada. You will need your personal reference code if you have one.

#### Personal Reference Code

If you have already completed the Come to Canada or the Express Entry wizard, you would have received a document checklist and/or a personal reference code, based on the answers you provided.

\* Please enter your personal reference code to begin your application. (required)



Continue

Cancel

#### I do not have a Personal Reference Code

If you do not have a personal reference code, you may answer a series of questions to find out if you are eligible to apply for a visa and/or permit, apply for Express Entry, and begin an online application.

If you begin your application **after you have logged into your account**, you will not receive a personal reference code, as the system will save your document checklist right into your account.

Determine your eligibility and apply online:

Visitor visa, study and/or work permit

Express Entry (EE)

International Experience Canada (IEC)

# HOW TO APPLY FOR A PGWP

## Step 3: Determine your eligibility

### Find out if you're eligible to apply

What would you like to do in Canada? (required) ?

Work

How long are you planning to stay in Canada? (required)

Temporarily - more than 6 months

Select the code that matches the one on your passport. (required) ?

Please make a selection

What is your current country or territory of residence? If you are presently in Canada, you should select Canada. (required) ?

Please make a selection

Do you have a family member who is a Canadian citizen or permanent resident and is 18 years or older? (required)

Please make a selection

What is your date of birth? (required) ?

Select year Select month Select day

Save and Exit Questionnaire

Next

# HOW TO APPLY FOR A PGWP

## Step 4: Select Post-Graduate Work Permit – in Canada to continue

### Your results

Based on the information you provided, the result(s) below indicate(s) whether you may be eligible to come to Canada.

#### Temporary Resident Visa

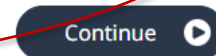
You will need a temporary resident visa to return to Canada.

If you are working or studying in Canada, your temporary resident visa may expire at the same time as your work or study permit. If your work or study permit is expiring soon, please renew your study or work permit first. Once your study or work permit is approved, you may apply for your temporary resident visa.



#### Post-Graduate Work Permit - in Canada

You may be eligible to work in Canada with a post-graduation work permit.



# HOW TO APPLY FOR A PGWP

## Step 5:

Upload required documents and submit application (document checklist is personalized based on answers)

**NOTE:** Make sure you upload language test result, and if applicable, any other supporting documents under “client information”.

### Application Form(s)

Application to Change Conditions, Extend my Stay or Remain in Canada as a Worker (IMM5710)

### Supporting Documents

Recent Education Transcript ?

Completion of Studies Letter ?

Passport ?

Digital photo ?

### Fees

#### Fees

Application	Quantity	Price (CAD) per unit	Total (CAD)
Work Permit	1	\$155	\$155
Open Work Permit Holder Fee	1	\$100	\$100

The fee shown is an estimate based on the fees in effect on the day that this Personal Reference Code is issued.

The actual fees to be paid will be calculated on the date of submission.

**Total Price (CAD) \$255**

# PGWP: DOCUMENTATION FROM WESTERN

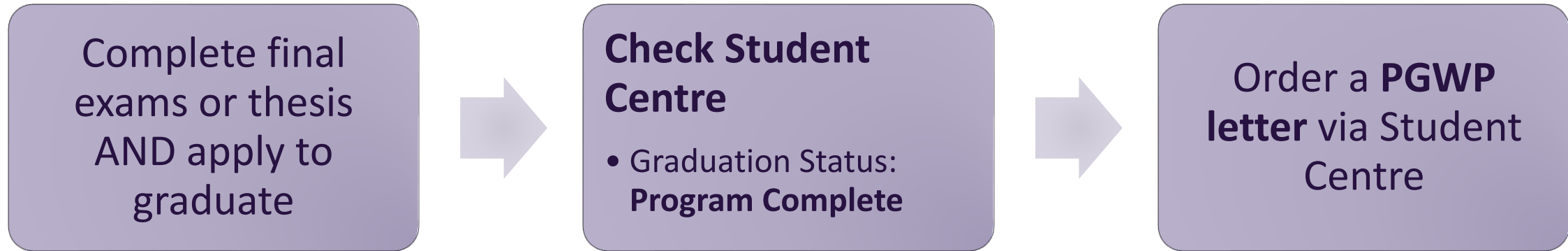
---

- **A PGWP Letter (Completion of Studies Letter):**
  - Order a PGWP letter via Student Center (can be delivered by pick-up, **eLetter**, mail, courier or fax)
  - PGWP letter is only available upon completion of program (after adjudication)
- **Final transcript:**
  - an official transcript, or
  - an unofficial transcript from Student Centre under Web Academic Report

**NOTE: PGWP application is based on completion of program. You do not need to wait for your degree or the Convocation.**

# HOW / WHEN TO ORDER A PGWP LETTER

---



## NOTE:

- For project and course-based students, program complete happens **after** the last day of your final term, e.g. January 1 for Fall, May 1 for Winter, September 1 for Summer completes.
- For thesis-based students, after your final thesis is verified and published, SGPS will then update your Student Centre indicating Completed.

# WORKING AFTER YOU COMPLETE YOUR STUDY PROGRAM

## (2 WAYS YOU CAN WORK FULL-TIME)

---

**If you applied for a PGWP and you meet all these conditions:**

- You applied for a PGWP **before** your study permit expired
- You have completed your study program
- You were eligible to work off-campus without a work permit while studying
- You didn't work more hours than you were allowed to

NOTE: You must stop working the day you are notified by IRCC that your application is refused.



# WORKING AFTER YOU COMPLETE YOUR STUDY PROGRAM

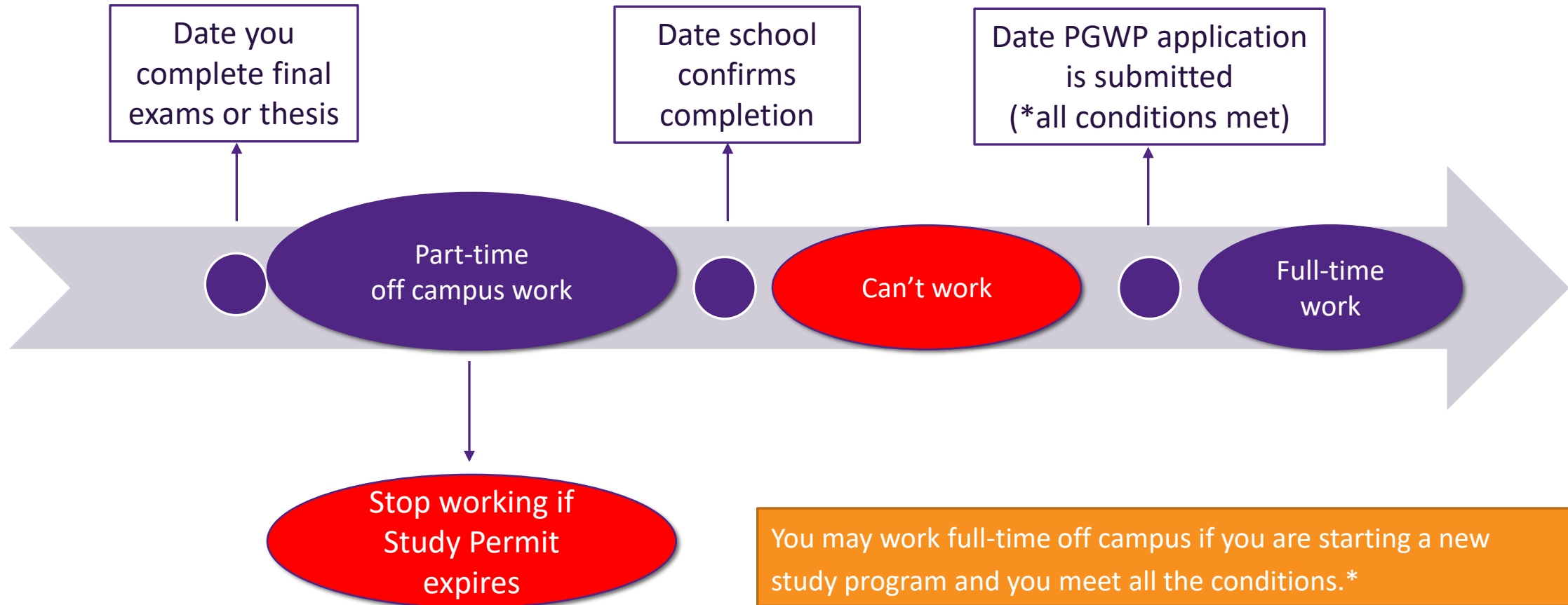
## (2 WAYS YOU CAN WORK FULL-TIME)

---

**If you are starting a new study program and you meet all these conditions:**

- You have officially completed your current study program
- You were eligible to work off-campus without a work permit while studying
- You have a valid study permit or you applied to extend your study permit before it expired
- You **received a letter of acceptance** to a new full-time program at a DLI
- You will start your new program within **150 days** after you completed your previous program

# WHEN CAN I WORK FULL-TIME AFTER I COMPLETE MY PROGRAM?



# TRAVEL DURING THIS TIME

Your study permit expires as of the expiry date on the permit or 90 days after the day you complete your studies, whichever comes first.

- **I have applied for my PGWP. Can I leave Canada and come back?**

Yes, you can, if your visa or eTA is still valid at the time of re-entry. When you return to Canada, you may be allowed to enter Canada as:

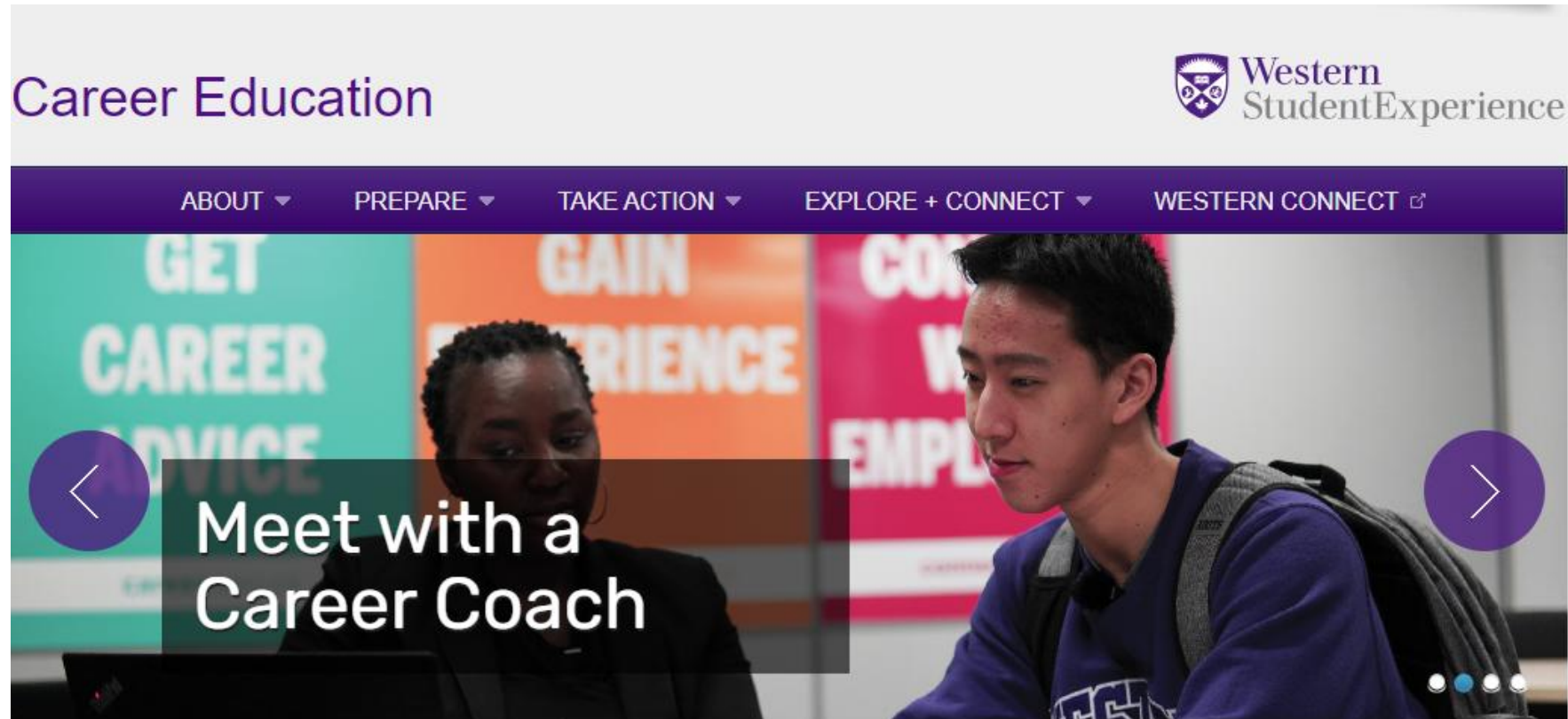
- A student if your study permit is still valid, or
- A worker if your PGWP has been approved, or
- A visitor if your study permit has expired and your PGWP is still under processing. You can work if you were eligible to before you left Canada.

**NOTE:**

- A border officer will make the final decision on whether you can enter Canada.
- Be prepared for questions regarding the reasons you left Canada and purpose of entering Canada. Bring supporting documents with you, such as confirmation of PGWP application, PGWP letter from Western.

# CAREER SERVICES AT WESTERN

<http://career.uwo.ca/>





Western  
StudentExperience

**I'M GRADUATING...**

**WHAT'S NEXT?**

Launching your career journey after Western.

**MAY 28 | 12 - 1:30 P.M. | VIRTUAL**



# INTERNATIONAL STUDENT SERVICES

---

## Drop-In Support

- In person Monday to Friday  
1- 4 pm, IGAB 2<sup>nd</sup> floor
- Ask an Advisor Virtual  
Every Friday 9:30-10:30 am on Zoom

## Office Hours & Reception

- Monday to Friday  
8:30 am - 4:30 pm
- **Phone:** 519-661-2111 ext. 89309
- **Email:** [iss@uwo.ca](mailto:iss@uwo.ca)

## Advising Appointments



## Workshops & Information Sessions



As of March 17, the International & Exchange Student Centre (IESC) is now Western International Student Services! Find us at [iss@uwo.ca](mailto:iss@uwo.ca) and [international.uwo.ca/student-services/](https://international.uwo.ca/student-services/)

# Q & A

---

